



**FIRE CURTAIN  
TECHNOLOGIES**

Smoke and Fire Curtains

## **AUTOMATIC FIRE CURTAIN FIRE PROTECTIVE CURTAIN FA**

The Fire Protective Curtain is a gravity-deployed fire barrier that maintains the integrity of a fire-rated wall in commercial buildings and is used in place of a fire door. The Fire Protective Curtain is designed to operate both independently or interface with a building Fire Alarm Control Panel (FACP).

### **APPLICATIONS:**

Fire protective curtains are used in all industrial and commercial buildings, e.g. shopping centers, office buildings, atria, etc.

**The Fire Protective Curtain is certified and labeled to UL 10D**

Fire resistance  
**60 / 180 minutes**

# PRODUCT DATA SHEET | FIRE PROTECTIVE CURTAIN FA

## KEY FEATURES



Tested by UL in accordance with **UL 10D & UL 1784**

Fire rating:

**1 hour - 1800°F** Glass fabric

**3 hour - 2200°F** Glass fabric with coating and stainless-steel inlay

Materials class: **A2-s1, d0**

**FD PIN SIDE GUIDES** with integrated seals

Manufactured in Germany by **COLT GROUP INTERNATIONAL** in accordance with ISO 9001:2008

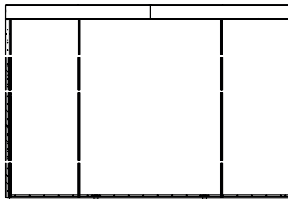


## BENEFITS

The Fire Protective Curtain meets the requirements according to UL 10D and is available in two different versions:

1. A polyurethane fabric with a stabilizing coating which has a rating for 60 minutes.
2. A polyurethane fabric with a stabilizing coating and stainless-steel inlay which has a rating of 180 minutes

## DIMENSIONS



Housing type	Classification	Maximum Dimensions (ft)	
		Width	Height
SI-N Single unit	60 minutes	13.5	19.5
SI-L Single unit	180 minutes	13.5	19.5
Housing type	Classification	Width	Height
DV/DH-N Multi unit	60 minutes	58	19.5
DV/DH-L Multi unit	180 minutes	58	19.5

## PRODUCT DESCRIPTION

The Fire Protective Smoke Curtain is an automatic, gravity-drop barrier with integrated seals that prevent fire and smoke from transferring from one part of a building to another.

The curtain consists of a roller covered with a fiberglass fabric which is incorporated into a galvanized steel housing.

**The roller unit** incorporates a motor, planetary gearbox, and control electronics with a microprocessor. The microprocessor monitors the resting position when rolled up and independently regulates the closing speed to a maximum of 0,15 m/s (6in / sec).

**The housing** is equipped with specially developed reinforced brackets, that maintain integrity at high temperatures.

The bottom of the housing is closed off with a panel that allows the entire length of the system to be accessed.

The system is equipped with FD side guides. Their special smoke sealing design ensures that the required compartmentalization is achieved and maintained. There are no visible fasteners either on the underside of the housing or on the front of the side guides.

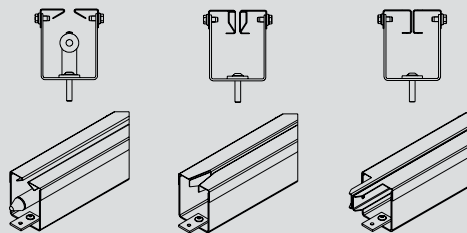
A bottom bar is attached to the bottom of the curtain and serves to ensure that the curtain operates as designed and also that it remains stable when unrolling.

**The bottom bar** makes contact with the floor when the curtain is deployed, creating a smoke-tight seal with the building structure.

The curtain **headbox and side guides** can be polyester powder coated in all RAL colors.

**The fabric** is silver grey and can be printed with custom signage per customer request. The unit can be configured with mounting brackets either for wall or ceiling mounting.

## SIDE GUIDES




TYPE: FS

TYPE: FR

TYPE: FP

## BOTTOM BAR

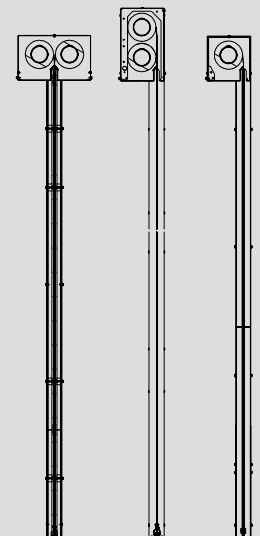


TYPE: U

TYPE: UK

TYPE: ID

## HOUSING



TYPE DH


TYPE DV

TYPE SI

**CONTROL PANEL**

The control panel for automatic smoke and fire curtains operates as sub system to central Fire Alarm System (FAS) or can operate independently.

**Electrical Requirements** (120VAC, 0.67Amps/ motor)



**NUMBER OF CONTROL GROUPS**

Control panels can receive multiple alarm and manual/emergency control inputs to manage multiple zones with immediate full deployment, delayed full deployment, and immediate partial deployment with delayed full deployment. Systems can be fitted to be modified on-site or remotely by certified technicians.



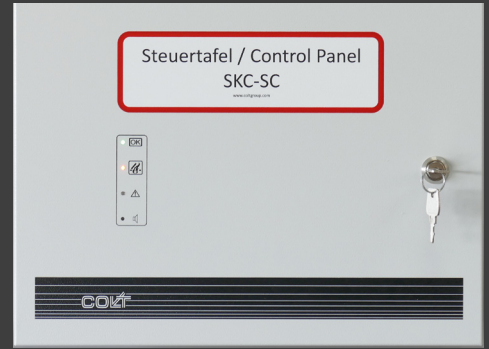
**MODULE FOR ADDITIONAL FUNCTIONS**

- Release via smoke detector / heat detector
- Release via button / hand control
- Re-opening of curtain for use by fire-fighters (fire access)
- Re-opening of curtain in emergency (fire egress)
- Monitoring of curtain via a safety bottom bar
- Line monitoring for wire-break and short circuit.

**SIGNALING MODULE**

Signaling outputs include:

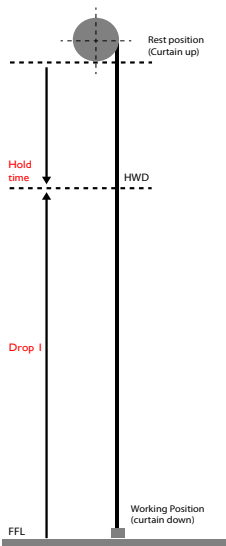
The module operates in conjunction with the auxiliary module and is prepared for connection of optional warning devices, e.g. a combined multi-tone siren and/or a strobe light.



The SKC-SC control panel supports the following functions:

- Deploying the curtain when there is an alarm
- Moving the curtain to time-dependent intermediate positions (HWD-1 + HWD-2)
- Rolling the curtain up again in an emergency situation (emergency egress)
- Rolling the curtain up again via a fireman's switch (emergency access)
- Unrolling the curtain using a smoke detector or heat detector
- Unrolling the curtain using manual controls
- Connecting a strobe light and acoustic warning system
- Interrupting the closing process by a contact strip or monitoring of the opening by a beam detection
- In the event of obstacle detection, giving a warning by means of an emergency announcement
- Status messages to the building management system.

**EMERGENCY EGRESS**



The function of the intermediate position is selected by using the program and PC.

**Drop 1** Distance from floor to intermediate position.

**Hold Time** Is the time in seconds that the Curtain remains in the HWD intermediate position before it continues down (Escape Delay).

**EXTERNAL SWITCH**


**LT-UP**

- Emergency switch to raise smoke or fire curtains following a fire alarm by any person.
- Flush mounting.
- With hook and screw fixing
- Including RU-E frame
- Customizable Label
- Installed at a height of 35 in - 43 in from FFL



**GA-E housing**

- To accommodate a WF / WN switch Flush mounting.
- Cream colour



1

**Self-Perform**

Fire Curtain Technologies:

- Provides installation and technique guides.
- Supports customer by email and teleconference.



2

**Outside Contractor**

Fire Curtain Technologies:

- Provides installation and technique guides.
- Supports outside contractor by email and teleconference.



3

**Onsite Supervision**

Fire Curtain Technologies:

- Technician visits on site and instructs local team to get the materials unpacked, inventoried and organized.
- Get projects started (or finished) with the install and even sign off on the work once completed as time and budget allow.



4

**Turn-key Installation**

Fire Curtain Technologies:

- Takes the Installation contract through their Network of Installers.

